

TECHRAMPS.com



+ TECHRAMPS

UL. ORGANKI 2
31-990 KRAKÓW
TEL./FAX: +48 393-43-07
TEL: +48 12 200-21-45
MOBILE: +48 510-200-071

EMAIL: info@techramps.com
www.techramps.com



SNOWPARK CATALOG 2014/2015
INSTALLATIONS/OBSTACLES/MAINTENANCE/EVENTS

.014



01

+ ABOUT SNOWPARKS

Since the time when freestyle snowboarding and skiing have found its place on polish trails, snowpark should be an inseparable part of each winter infrastructure. Above all, snowpark is a place designed and constructed in a way that allows extreme riding fans to explore it safely sharing trail with other users. It is mostly a place for young adults which had just began their adventure with this sport. Proper design and construction ensures that both snowboarders as well as skiers are able to perform their evolutions safely (e.g. making correct distances between obstacles, planning angles of the jumpswell). Most of our workers are freestyle riders themselves, what makes them experts on that matter thanks to their skills and experience.

.001
SNOWPARK

02

.002

DESIGNING AND
INSTALLATION

03



+FROM AN IDEA TO REALITY

For many years our designers have been involved in freestyle snowboarding as well as skiing. Their experience comes not only from riding on the biggest snowparks in the world but also organizing riding contests both in the mountains as well as winter shows in many cities of Poland, (where snow constructions have been created on special requests). Our projects are designed so that each freestyle rider – whether he is a beginner or an advanced user – is able to enjoy newly created constructions without any risks. We always pay attention to safety and correct placement of the obstacles, while installing our snowparks, remembering that even perfectly created element will not fulfill expectations of the users unless placed correctly on the trail. Our shapers (people installing the park) use tools which have been designed by themselves what maximizes work efficiency and timing.

04



05

FROM AN IDEA TO REALITY



Without proper maintenance and care even the best park will not fulfill expectations of the users. Proper installation isn't everything. Is it very important to regularly take care of all the elements. These types of objects cannot be left on their own, it is crucial to adjust side slips on the daily basis as well as prepare obstacles correctly, since they have a huge impact on the safety and smoothness of users' ride.

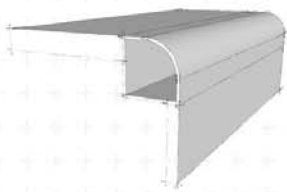
.003
MAINTANANCE

06

.004 TECHNOLOGY

+ QUALITY AND SOLIDITY

The key of the best surfaces and angles of obstacles is our riding experience, what results in proper element designs. Without durable materials however even the best snowpark can suffer damages. That is why we cover the sides with aluminum or painted steel (depending on the option). Metal parts and edges are made of painted or zinc steel while riding element of material tested against grinding. As a result, optimal elements ensure high shock absorption as well as comfort during intensive exploitation.




+ SPECIAL PROFILE

- possesses excellent sliding properties
- combines advantages of quadratic and round profiles
- safe – has no sharp edges

07



08



.005
OBSTACLES
/ BOXY /

.005

OBSTACLES / BOXY /



+ OBLIQUE ON TWO SIDE BOX 2/3

BOX CLAY	CONCRETE (mm)	WIDTH (mm)	HEIGHT (mm)
8000	1000	100	100
8000	1200	100	100



+ OBLIQUE BOX 3/3

BOX CLAY	CONCRETE (mm)	WIDTH (mm)	HEIGHT (mm)
8000	1200	100	100
8000	1400	100	100



+ BOX RAINBOW / BIG

BOX CLAY	CONCRETE (mm)	WIDTH (mm)	HEIGHT (mm)
8000	1000	100	100
8000	1200	100	100




+ BOX RAINBOW / SMALL

BOX CLAY	CONCRETE (mm)	WIDTH (mm)	HEIGHT (mm)
8000	1000	100	100
8000	1200	100	100



+ T BOX STRAIGHT LINE

BOX CLAY	CONCRETE (mm)	WIDTH (mm)	HEIGHT (mm)
8000	1000	100	100
8000	1200	100	100



+ T BOX OBLIQUE

BOX CLAY	CONCRETE (mm)	WIDTH (mm)	HEIGHT (mm)
8000	1000	100	100
8000	1200	100	100





13

+ RAIL OBLIQUE

RAIL CAR	LENGTH (cm)	WIDTH (cm)	HEIGHT (cm)
PSL	1000	40	70
PSL	1000	40	70

+ RAIL STRAIGHT

RAIL CAR	LENGTH (cm)	WIDTH (cm)	HEIGHT (cm)
PSL	1000	40	70
PSL	1000	40	70

+ RAIL OBLIQUE WITH JUMP

RAIL CAR	LENGTH (cm)	WIDTH (cm)	HEIGHT (cm)
PSL	1000	40	70
PSL	1000	40	70

+ RAIL STRAIGHT LINE WITH JUMP

RAIL CAR	LENGTH (cm)	WIDTH (cm)	HEIGHT (cm)
PSL	1000	40	70
PSL	1000	40	70

+ RAIL OBLIQUE 3/3

RAIL CAR	LENGTH (cm)	WIDTH (cm)	HEIGHT (cm)
PSL	1000	40	70
PSL	1000	40	70

+ PIPE STRAIGHT LINE

PIPE CAR	LENGTH (cm)	WIDTH (cm)	HEIGHT (cm)
PSL	1000	40	70
PSL	1000	40	70

+ PIPE OBLIQUE

PIPE CAR	LENGTH (cm)	WIDTH (cm)	HEIGHT (cm)
PSL	1000	40	70
PSL	1000	40	70

+ PIPE STRAIGHT LINE WITH OBLIQUE

PIPE CAR	LENGTH (cm)	WIDTH (cm)	HEIGHT (cm)
PSL	1000	40	70
PSL	1000	40	70

+ PIPE OBLIQUE WITH STRAIGHT LINE

PIPE CAR	LENGTH (cm)	WIDTH (cm)	HEIGHT (cm)
PSL	1000	40	70
PSL	1000	40	70

005
OBSTACLES
/RAIL&JIB/

14

.005 OBSTACLES / RAIL&JIB/



+ PIPE UP AND DOWN

RAIL CUB	SLIDEWATER (cm)	WIDHTH (cm)	HEIGHT (cm)
1000	1000	22	90
1000	1000	22	90



+ PIPE UP STRAIGHT LINE AND DOWN

RAIL CUB	SLIDEWATER (cm)	WIDHTH (cm)	HEIGHT (cm)
1000	1000	22	90
1000	1000	22	90



+ PIPE STRAIGHT, DOWN AND STRAIGHT LINE

RAIL CUB	SLIDEWATER (cm)	WIDHTH (cm)	HEIGHT (cm)
1000	1000	22	90
1000	1000	22	90



+ SLIDE TABLE

RAIL CUB	SLIDEWATER (cm)	WIDHTH (cm)	HEIGHT (cm)
1000	1000	22	90
1000	1000	22	90



+ POLE JAM / BIG

RAIL CUB	SLIDEWATER (cm)	WIDHTH (cm)	HEIGHT (cm)
1000	1000	22	90
1000	1000	22	90



+ POLE JAM / SMALL

RAIL CUB	SLIDEWATER (cm)	WIDHTH (cm)	HEIGHT (cm)
1000	1000	22	90
1000	1000	22	90



+ DOME

RAIL CUB	SLIDEWATER (cm)	WIDHTH (cm)	HEIGHT (cm)
1000	1000	22	90
1000	1000	22	90



+ GLOBE

RAIL CUB	SLIDEWATER (cm)	WIDHTH (cm)	HEIGHT (cm)
1000	1000	22	90
1000	1000	22	90



+ DROP

RAIL CUB	SLIDEWATER (cm)	WIDHTH (cm)	HEIGHT (cm)
1000	1000	22	90
1000	1000	22	90



.005

OBSTACLES
/ WALL /



+ WALL BIG

PRO CAT	LENGTH (cm.)	WIDTH (cm.)	HEIGHT (cm.)
PRO CAT	200	200	200
PRO CAT	400	400	400



+ BIG WALL WITH PIPE

PRO CAT	LENGTH (cm.)	WIDTH (cm.)	HEIGHT (cm.)
PRO CAT	200	200	200
PRO CAT	400	400	400



+ WALL STRAIGHT LINE

PRO CAT	LENGTH (cm.)	WIDTH (cm.)	HEIGHT (cm.)
PRO CAT	200	200	200
PRO CAT	400	400	400



+ QUARTER

PRO CAT	LENGTH (cm.)	WIDTH (cm.)	HEIGHT (cm.)
PRO CAT	200	200	200
PRO CAT	400	400	400



+ QUARTER PIPE WITH PIPE

PRO CAT	LENGTH (cm.)	WIDTH (cm.)	HEIGHT (cm.)
PRO CAT	200	200	200
PRO CAT	400	400	400



+ WALL SMALL

PRO CAT	LENGTH (cm.)	WIDTH (cm.)	HEIGHT (cm.)
PRO CAT	200	200	200
PRO CAT	400	400	400



.005 OBSTACLES /KIDS/



+ KIDS BOX SIMPLE

BOX L (CM)	CONNECTOR L (CM)	HEIGHT L (CM)	HEIGHT R (CM)
100	50	10	10
150	50	10	10
200	50	10	10



+ KIDS BOX 3/4

BOX L (CM)	CONNECTOR L (CM)	HEIGHT L (CM)	HEIGHT R (CM)
75	50	10	10
100	50	10	10
125	50	10	10



+ KIDS BOX DISASTER LOW

BOX L (CM)	CONNECTOR L (CM)	HEIGHT L (CM)	HEIGHT R (CM)
100	50	5	5
150	50	5	5
200	50	5	5



+ KIDS BOX DISASTER HIGH

BOX L (CM)	CONNECTOR L (CM)	HEIGHT L (CM)	HEIGHT R (CM)
100	50	20	20
150	50	20	20
200	50	20	20



+ KIDS BOX RAINBOW

BOX L (CM)	CONNECTOR L (CM)	HEIGHT L (CM)	HEIGHT R (CM)
100	50	10	10
150	50	10	10
200	50	10	10



+ KIDS BOX BUTTER

BOX L (CM)	CONNECTOR L (CM)	HEIGHT L (CM)	HEIGHT R (CM)
100	50	10	10
150	50	10	10
200	50	10	10



006 SNOWTOOL

+ SHOVELS, STANDS AND KEYS

Equipment is made of highest quality aluminum, thanks to which it is very durable, resistant to corrosion and very light. Shovels have been designed to make the work on the trail really comfortable. Angles have been chosen to ensure easy work, avoiding any spine damages or unnecessary over burdening.



+ SNK1 / 50x160



+ tU1 / 33x200

+ tS1 / 65x200

.006

SNOWTOOL /NOTICE-BOARD/

+ NOTICE-BORD, REGULATIONS

Each snowpark has own board with regulations, which contain the usage rules and emergency phone numbers. It is crucial to take a note of it in order to increase own safety and the safety of others users. Moreover, there are additional information and warning boards on the trail. The first ones show e.g. the level of line difficulty, while the others e.g. pictogram illustrating dangerous obstacle reas.

+ RS1 / 60x180



+ T11 / 60x180



+ TSZ1 / 450x180



+ TSO1 / 450x180



+ TPL1 / 350x180
+ TŚL1 / 350x180
+ TTL1 / 350x180





25

.007
BRANDING

+ ADVERTISEMENTS ON OBSTACLES

Obstacles placed on the trail are an ideal and very attractive surface for any advertisements, not only for the companies offering their services in winter sports, such as skiing and snowboarding both also those looking for a potential customer among winter sport fans.

26



27



+ EVENT / COMPETITIONS

Snowpark is an excellent place to organize competitions, shows and promotion events. Spectacular disciplines attract not only their fans, but also people who know them only from TV. The bigger and better snowpark the greater and more prestige competitions it can hold. We are servicing big events of this type, starting from the idea to the final realization. Experience we have gain, during the years of activity in the area, make our events one of the kind satisfying both sponsors and participants.

.008
EVENTY

28

.009
COMPLETED
PROJECTS

+ 2001 / 2002

KONDOR & FLIP SHOWPARK	KONINKI
------------------------	---------

+ 2003 / 2004

KMI FM SHOWPARK	ZAKOPANE
-----------------	----------

+ 2004 / 2005

ORAKE SHOWPARK	Kotelnica Białczańska
----------------	-----------------------

KORBIELÓW SHOWPARK	Półka
--------------------	-------

RED BULL MONSTAIRS	Warszawa
--------------------	----------

+ 2005 / 2006

DRAKE SHOWPARK	Kotelnica Białczańska
----------------	-----------------------

TECHRAMPS TEAM PARK	Koninki
---------------------	---------

+ 2006 / 2007

RED BULL ROMAN SESSION	Bonarka - Kraków
------------------------	------------------

WARM UP - NEPTV	Zakopane
-----------------	----------

SNOWBOX	Tatrzańsko Łomnicka
---------	---------------------

HEAD SHOWPARK	Harenda - Zakopane
---------------	--------------------

+ 2007 / 2008

BILLABONG SHOWPARK	Juliany - Soszyna
--------------------	-------------------

MALE CICHE SHOWPARK	Male Ciche
---------------------	------------

TIGER SHOWPARK	Ciche
----------------	-------

VILLAGE SHOWPARK	Zieleniec
------------------	-----------

+ 2008 / 2009

P/O SHOWPARK	Harenda - Zakopane
--------------	--------------------

360 SHOWPARK	Wierchomla
--------------	------------

HEAD & 360 SHOWPARK	Wilno
---------------------	-------

R2 SHOWPARK	Strbske Pleso
-------------	---------------

JR JAM 4	Spodek - Katowice
----------	-------------------

+ 2009 / 2010

VILLAGEPARK SHOWPARK	Świeradów-Zdrój
----------------------	-----------------

TECHRAMPS SHOWPARK	Koninki
--------------------	---------

HEAD & 360 SHOWPARK	Wilno
---------------------	-------

SZELMENT SHOWPARK	Jeleniewo
-------------------	-----------

+ 2010 / 2011

PRIVATE SHOWPARK	Kraków
------------------	--------

POLE JAM - OSCYP	Białka Tatrzańska
------------------	-------------------

TECHRAMPS SHOWPARK	Koninki
--------------------	---------

+ 2011 / 2012

BURTON SHOWPARK	Kotelnica Białczańska
-----------------	-----------------------

ANDEGRAND SHOWPARK	Szczecińska Gubałowska
--------------------	------------------------

BOX & RAILS	Szczyrk - Juliany
-------------	-------------------

TECHRAMPS SHOWPARK	Koninki
--------------------	---------

RAILS - OSCYP	Kotelnica Białczańska
---------------	-----------------------



In catalogue, use foto from:

- Burton Snowpark - Białka Tatrzańska
- Polish Freesking Open - Zakopane
- World Snowboard Day - Białka Tatrzańska
- Red Bull MOBILE Snowboard Attack - Kraków
- Oscyp Contest - Białka Tatrzańska
- Red Bull Monstairs - Warszawa
- Easter Jam - Białka Tatrzańska