

TECHRAMPS.com



+ TECHRAMPS

UL. ORGANKI 2
31-990 KRAKÓW
TEL: +48 12 393-43-08
FAX: +48 12 393-43-07
MOBILE: +48 510-200-071

EMAIL: info@techramps.com
WWW: www.techramps.com



SNOWPARK CATALOG 2012/2013

INSTALLATIONS/OBSTACLES/MAINTENANCE/EVENTS

.013



01

+ ABOUT SNOWPARKS

Since the time when freestyle snowboarding and skiing have found its place on polish trails, snowpark should be an inseparable part of each winter infrastructure. Above all, snowpark is a place designed and constructed in a way that allows extreme riding fans to explore it safely sharing trail with other users. It is mostly a place for young adults which had just began their adventure with this sport. Proper design and construction ensures that both snowboarders as well as skiers are able to perform their evolutions safely (e.g. making correct distances between obstacles, planning angles of the jumpswell). Most of our workers are freestyle riders themselves, what makes them experts on that matter thanks to their skills and experience.

.001
SNOWPARK

02

.002

DESIGNING AND INSTALLATION

03



+FROM AN IDEA TO REALITY

For many years our designers have been involved in freestyle snowboarding as well as skiing. Their experience comes not only from riding on the biggest snowparks in the world but also organizing riding contests both in the mountains as well as winter shows in many cities of Poland, (where snow constructions have been created on special requests). Our projects are designed so that each freestyle rider – whether he is a beginner or an advanced user – is able to enjoy newly created constructions without any risks. We always pay attention to safety and correct placement of the obstacles, while installing our snowparks, remembering that even perfectly created element will not fulfill expectations of the users unless placed correctly on the trail. Our shapers (people installing the park) use tools which have been designed by themselves what maximizes work efficiency and timing.

04



05

FROM AN IDEA TO REALITY



Without proper maintenance and care even the best park will not fulfill expectations of the users. Proper installation isn't everything. Is it very important to regularly take care of all the elements. These types of objects cannot be left on their own, it is crucial to adjust side slips on the daily basis as well as prepare obstacles correctly, since they have a huge impact on the safety and smoothness of users' ride.


.003
MAINTANANCE

06

.004 TECHNOLOGY

+ QUALITY AND SOLIDITY

The key of the best surfaces and angles of obstacles is our riding experience, what results in proper element designs. Without durable materials however even the best snowpark can suffer damages. That is why we cover the sides with aluminum or painted steel (depending on the option). Metal parts and edges are made of painted or zinc steel while riding element of material tested against grinding. As a result, optimal elements ensure high shock absorption as well as comfort during intensive exploitation.



+ SPECIAL PROFILE

- possesses excellent sliding properties
- combines advantages of quadratic and round profiles
- safe – has no sharp edges

07



08



											
+ KIDS BOX SIMPLE				+ BOX BUTTER				+ BOX OBLIQUE			
NO CAT	LENGTH (cm)	WIDTH (cm)	HEIGHT (cm)	NO CAT	LENGTH (cm)	WIDTH (cm)	HEIGHT (cm)	NO CAT	LENGTH (cm)	WIDTH (cm)	HEIGHT (cm)
EPK4	810	30	70	EPK1	300	80	50	EPK4	810	30	70/40
EPK4	840	30	70	EPK4	430	80	50	EPK4	840	30	70/40
											
+ BOX STRAIGHT LINE WITH JUMP				+ BOX OBLIQUE WITH STRAIGHT LINE				+ KIDS BOX STRAIGHT LINE WITH RAID			
NO CAT	LENGTH (cm)	WIDTH (cm)	HEIGHT (cm)	NO CAT	LENGTH (cm)	WIDTH (cm)	HEIGHT (cm)	NO CAT	LENGTH (cm)	WIDTH (cm)	HEIGHT (cm)
EPK5	900	30	50/50	EPK5	900	30	70	EPK5	900	30	40/70
EPK7	750	30	50/50	EPK7	750	30	70	EPK5B	1000	30	40/70
											
+ BOX DISASTER LONG				+ BOX STRAIGHT LINE LONG 3/3				+ BOX STRAIGHT LINE LONG WITH RAID			
NO CAT	LENGTH (cm)	WIDTH (cm)	HEIGHT (cm)	NO CAT	LENGTH (cm)	WIDTH (cm)	HEIGHT (cm)	NO CAT	LENGTH (cm)	WIDTH (cm)	HEIGHT (cm)
EPD9	900	30	50/100	EPD10	1050	30	40/100	EPK9	900	30	70
EPD10	1000	30	50/100	-	-	-	-	EPK11	1100	30	70

.005
OBSTACLES
/ BOXY /

.005

OBSTACLES / BOXY /



+ OBLIQUE ON TWO SIDE BOX 2/3

NO CAT	LENGTH (cm)	WIDTH (cm)	HEIGHT (cm)
B059	900	30	70
B111	1100	30	70



+ OBLIQUE BOX 3/3

NO CAT	LENGTH (cm)	WIDTH (cm)	HEIGHT (cm)
B111	1100	30	70
B113	1300	30	70



+ BOX RAINBOW / BIG

NO CAT	LENGTH (cm)	WIDTH (cm)	HEIGHT (cm)
B106	900	30	110
B109	900	30	120



+ BOX RAINBOW / SMALL

NO CAT	LENGTH (cm)	WIDTH (cm)	HEIGHT (cm)
B044	450	30	70
B046	600	30	80



+ T BOX STRAIGHT LINE

NO CAT	LENGTH (cm)	WIDTH (cm)	HEIGHT (cm)
B174	400	30	70
B176	600	30	70



+ T BOX OBLIQUE

NO CAT	LENGTH (cm)	WIDTH (cm)	HEIGHT (cm)
B174	400	30	70
B176	600	30	70





13

+ RAIL OBLIQUE

NO CAT	LENGTH (cm)	WIDTH (cm)	HEIGHT (cm)
PO	600	6	70
POB	800	6	70

+ RAIL STRAIGHT

NO CAT	LENGTH (cm)	WIDTH (cm)	HEIGHT (cm)
PS	600	6	70
PSB	800	6	70

+ RAIL OBLIQUE WITH JUMP

NO CAT	LENGTH (cm)	WIDTH (cm)	HEIGHT (cm)
POJO	600	6	70
POJOB	800	6	70

+ RAIL STRAIGHT LINE WITH JUMP

NO CAT	LENGTH (cm)	WIDTH (cm)	HEIGHT (cm)
PSJO	600	6	70
PSJOB	800	6	70

+ RAIL OBLIQUE 3/3

NO CAT	LENGTH (cm)	WIDTH (cm)	HEIGHT (cm)
PO3	1050	6	70
PO3B	1200	6	70

+ PIPE STRAIGHT LINE

NO CAT	LENGTH (cm)	WIDTH (cm)	HEIGHT (cm)
SP	300	22	70
SPB	600	22	70

+ PIPE OBLIQUE

NO CAT	LENGTH (cm)	WIDTH (cm)	HEIGHT (cm)
POB	600	22	95
POB	*	*	*

+ PIPE STRAIGHT LINE WITH OBLIQUE

NO CAT	LENGTH (cm)	WIDTH (cm)	HEIGHT (cm)
SPB	800	22	95
SPB	*	*	*

+ PIPE OBLIQUE WITH STRAIGHT LINE

NO CAT	LENGTH (cm)	WIDTH (cm)	HEIGHT (cm)
SPBPT	700	22	95
SPBPT	*	*	*

005
OBSTACLES
/RAIL&JIB/

14

.005

OBSTACLES / RAIL&JIB/



+ PIPE UP AND DOWN

NO CAT	LENGTH (cm)	WIDTH (cm)	HEIGHT (cm)
PUS	600	22	95
DPUS	600	22	95



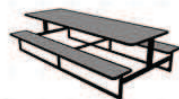
+ PIPE UP STRAIGHT LINE AND DOWN

NO CAT	LENGTH (cm)	WIDTH (cm)	HEIGHT (cm)
PUS	600	22	95
DPUS	600	22	95



+ PIPE STRAIGHT, DOWN AND STRAIGHT LINE

NO CAT	LENGTH (cm)	WIDTH (cm)	HEIGHT (cm)
PUS	600	22	95
DPUS	600	22	95



+ SLIDE TABLE

NO CAT	LENGTH (cm)	WIDTH (cm)	HEIGHT (cm)
PCS	200	240	80



+ POLE JAM / BIG

NO CAT	LENGTH (cm)	WIDTH (cm)	HEIGHT (cm)
PJBS	180	90	•



+ POLE JAM / SMALL

NO CAT	LENGTH (cm)	WIDTH (cm)	HEIGHT (cm)
PJBS	90	90	•



+ DOME

NO CAT	LENGTH (cm)	WIDTH (cm)	HEIGHT (cm)
K120	120	120	•



+ GLOBE

NO CAT	LENGTH (cm)	WIDTH (cm)	HEIGHT (cm)
K1	120	120	140
K2	120	120	230



+ DROP

NO CAT	LENGTH (cm)	WIDTH (cm)	HEIGHT (cm)
CP1	120	120	180



.005

OBSTACLES / WALL /



+ WALL BIG

NO CAT	LENGTH (cm)	WIDTH (cm)	HEIGHT (cm)
WC1	300	240	150
WC4	400	240	150



+ BIG WALL WITH PIPE

NO CAT	LENGTH (cm)	WIDTH (cm)	HEIGHT (cm)
WC3	300	240	150
WC6A	400	240	150



+ WALL STRAIGHT LINE

NO CAT	LENGTH (cm)	WIDTH (cm)	HEIGHT (cm)
WP1	300	170	220
WP4	400	170	220



+ QUARTER

NO CAT	LENGTH (cm)	WIDTH (cm)	HEIGHT (cm)
WC5	300	150	150
WC2	300	150	220



+ QUARTER PIPE

NO CAT	LENGTH (cm)	WIDTH (cm)	HEIGHT (cm)
WC3S	300	150	150
WC2S	300	150	220



+ WALL SMALL

NO CAT	LENGTH (cm)	WIDTH (cm)	HEIGHT (cm)
WSM	400	200	70
WSM2	400	200	70



.005 OBSTACLES /KIDS/



+ KIDS BOX SIMPLE

NO CAT	LENGTH (cm)	WIDTH (cm)	HEIGHT (cm)
KPS	300	50	40
KPS	600	50	40



+ KIDS BOX 3/3

NO CAT	LENGTH (cm)	WIDTH (cm)	HEIGHT (cm)
KV3	450	50	40
KV6	600	50	40



+ KIDS BOX DISASTER LOW

NO CAT	LENGTH (cm)	WIDTH (cm)	HEIGHT (cm)
KD3	300	50	20
KD6	600	50	20



+ KIDS BOX DISASTER HIGH

NO CAT	LENGTH (cm)	WIDTH (cm)	HEIGHT (cm)
KD3	300	50	40
KD6	600	50	40



+ KIDS BOX RAINBOW

NO CAT	LENGTH (cm)	WIDTH (cm)	HEIGHT (cm)
KR3	300	50	20
KR6	600	50	40



+ KIDS BOX BUTTER

NO CAT	LENGTH (cm)	WIDTH (cm)	HEIGHT (cm)
KB3	300	100	0
KB6	600	100	0



006


SNOWTOOL

+ SHOVELS, STANDS AND KEYS

Equipment is made of highest quality aluminum, thanks to which it is very durable, resistant to corrosion and very light. Shovels have been designed to make the work on the trail really comfortable. Angles have been chosen to ensure easy work, avoiding any spine damages or unnecessary over burdening.



+ SNK1 / 50x160



+ LU1 / 33x200

+ LS1 / 65x200

.006

SNOWTOOL /NOTICE-BOARD/

+ NOTICE-BORD, REGULATIONS

Each snowpark has own board with regulations, which contain the usage rules and emergency phone numbers. It is crucial to take a note of it in order to increase own safety and the safety of others users. Moreover, there are additional information and warning boards on the trail. The first ones show e.g. the level of line difficulty, while the others e.g. pictogram illustrating dangerous obstacle reas.


+ RS1 / 60x180



+ TI1 / 60x180



+ TSZ1 / 450x180



+ TSO1 / 450x180



+ TPL1 / 350x180



+ TSL1 / 350x180



+ TTL1 / 350x180



.007
BRANDING

+ ADVERTISEMENTS ON OBSTACLES

Obstacles placed on the trail are an ideal and very attractive surface for any advertisements, not only for the companies offering their services in winter sports, such as skiing and snowboarding both also those looking for a potential customer among winter sport fans.



27



+ EVENT / COMPETITIONS

Snowpark is an excellent place to organize competitions, shows and promotion events. Spectacular disciplines attract not only their fans, but also people who know them only from TV. The bigger and better snowpark the greater and more prestige competitions it can hold. We are servicing big events of this type, starting from the idea to the final realization. Experience we have gain, during the years of activity in the area, make our events one of the kind satisfying both sponsors and participants.

.008
EVENTY

28

009
COMPLETED
PROJECTS

29

+ 2001 / 2002

KONDOR & FLIP SNOWPARK	KONINKI
------------------------	---------

+ 2003 / 2004

RMF FM SNOWPARK	ZAKOPANE
-----------------	----------

+ 2004 / 2005

DRAKE SNOWPARK	Kotelnica Białczańska
KORBIEŁÓW SNOWPARK	Piśko
RED BULL MONSTAIRS	Warszawa

+ 2005 / 2006

DRAKE SNOWPARK	Kotelnica Białczańska
TECHRAMPS TEAM PARK	Koninki

+ 2006 / 2007

RED BULL KOMIN SESSION	Bonarka - Kraków
WARM UP - MEPTV	Zakopane
SNOWBOX	Tatrzańska Łomnica
HEAD SNOWPARK	Harenda - Zakopane

+ 2007 / 2008

BILLABONG SNOWPARK	Juliany - Szczyrk
MALE CICHE SNOWPARK	Male Ciche
TIGER SNOWPARK	Ciche
VILLAGE SNOWPARK	Zieleniec

+ 2008 / 2009

PFO SNOWPARK	Harenda - Zakopane
360 SNOWPARK	Wierchomla
HEAD & 360 SNOWPARK	Witów
K2 SNOWPARK	Strbske Pleso
JIB JAM 4	Spodek - Katowice

+ 2009 / 2010


VILLAGEPARK SNOWPARK	Świeradów Zdrój
TECHRAMPS SNOWPARK	Koninki
HEAD & 360 SNOWPARK	Witów
SZELMENT SNOWPARK	Jeleniewo

+ 2010 / 2011

PRIVATE SNOWPARK	Kraków
POLE JAM - OSCYP	Białka Tatrzańska
TECHRAMPS SNOWPARK	Koninki

+ 2011 / 2012

BURTON SNOWPARK	Kotelnica Białczańska
ANDEGRAND SNOWPARK	Szczecińska Gubałowska
BOX & RAILS	Szczyrk - Juliany
TECHRAMPS SNOWPARK	Koninki
RAILS - OSCYP	Kotelnica Białczańska



In catalogue, use foto from:

- Burton Snowpark – Białka Tatrzańska
- Polish Freesking Open – Zakopane
- World Snowboard Day – Białka Tatrzańska
- Red Bull MOBILE Snowboard Attack – Kraków
- Oscyp Contest – Białka Tatrzańska
- Red Bull Monstairs – Warszawa
- Easter Jam – Białka Tatrzańska

30